



LiFe 50-48

Lithium Ferro Phosphate

48V - 50Ah

Electrical Specifications

Nominal Voltage	48 V
Nominal Capacity @25°C , 0.2C	50 Ah
Working voltage range	42 to 54 V
Recommended charging voltage	53,5 to 54 V
Recommended charging current	Max. 20A
Max. continue discharge current	50A
Max. peak discharge current	55A for 30 sec
Discharging Cut-off voltage	42 V

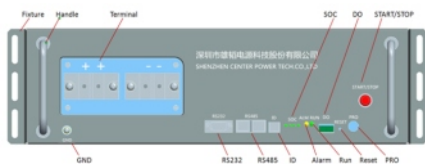
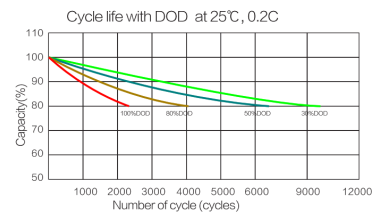
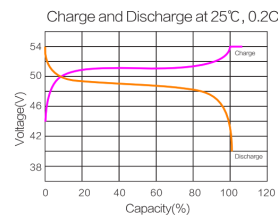
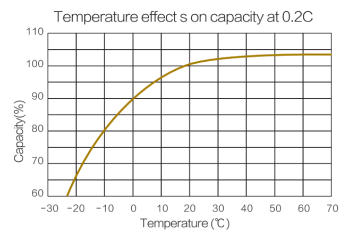
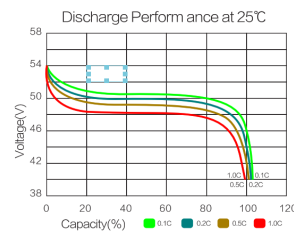
Other Specifications

Cycle life (@20°C 0.2C 80%DOD)	>= 4000 cycles
Dimensions LxWxH/mm (± 2mm)	442x400x132
Operating temperature (Discharge)	-30°C to 60°C
Operating temperature (Charge)	-20°C to 60°C
Storage temperature	-5°C to 55°C
Storage duration	12 mo +20°C
Round trip efficiency (%)	> 98 %
Terminal	DSTB22-2-2-M6
Weight (kg)	33 (±0,3) kg
Safety standard on cell level	UL1642

Innovative Features

- RS232, RS485 communication output for monitoring
- Built-in BMS with charging current limitation
- Built-in automatic protection for over-charge, over-discharge and over-temperature conditions
- State of charge and state of health indication
- Built-in battery control for efficient operation
- Internal cell balancing
- Compatible with standard Telecom rectifiers and Energy storage systems
- DO interface for customized dry contact signal
- PRO interface for upgrading BMS-firmware
- Customized BMS function and parameters
- Maintenance free

Graphics



Revision: EN2019/10-0

Your Wing Dealer :

