



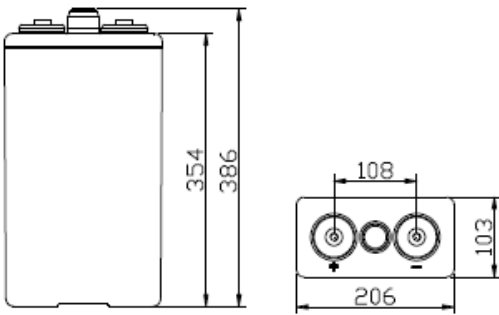
## Application

- Solar energy, wind energy
- Electric power, nuclear power
- Communication
- Ship, maritime affairs
- UPS, medical facilities and emergency lighting
- Situation with high environmental protection and energy-saving

## Features of performance application

- Designed service life of 20 years
- High cycle service life
- Better temperature resistance performance
- Excellent deep cycle performance
- Superior low current discharge performance
- Stronger constant power discharge capability
- Better charge acceptability
- Better safety performance and reliability
- Modular and personified installation design
- High Performance price/ratio and low yearly operating cost
- Eco-friendly, cycle applicatio

## Terminal Dimensions



## Standards & Certifications

### Execution standard:

IEC60896-21/22 DIN40742  
BS EN 61427-2002  
YD/T 1360-2005  
Q/321284KCC 03-2006

### Authentication and certificate:

**Certificate of Qualification on Perfecting Measurement & Measuring System**

GB/T19022-2003  
ISO10012:2003DIDT

### Quality Management System Authentication

GB/T19001-2000

NO.03006010002R0M-2

### Environmental Management System Authentication

ISO 14001:2004

NO.010607E2024R1M-2

### Occupational Health Management System Authentication

GB/T28001-2001

NO.010607S10147R0M-2

### Product authentication:

YD/T1360-2005

NO.030074640567R1M

### CE authentication

EN 61000-6-3:2001+A11:2004

EN 61000-6-1:2001

### National Industrial Product Production License

XK06-044-00012

### Product Quality Test Free Certificate

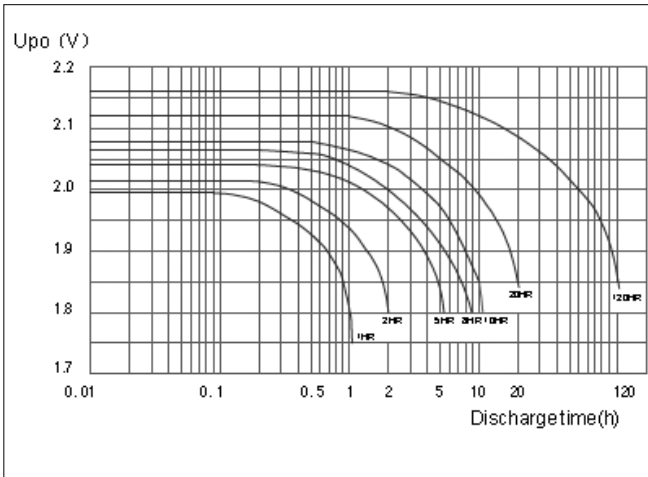
(2006)GM(321630488)

### Export product quality license

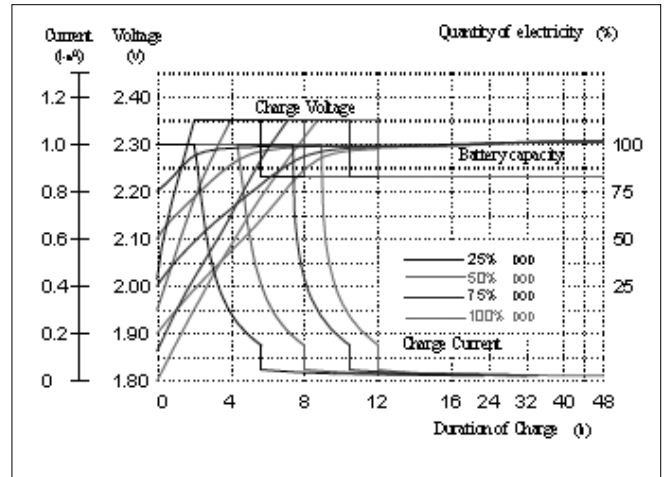
- Electrolyte: primary material adopts Germany gas silicon dioxide, the material will be the thin collosol state when it's injected initially, and it can fill the whole plate space of battery, and each part of plate can react evenly. The flooded electrolyte design can avoid dry up of battery when it's in high temperature and over charged, the thermal capacity is big and heat-elimination is fine, accordingly, thermal runaway can be avoided. The electrolyte is in the gel state in finished battery without flowing, accordingly, leakage and lamination can be avoided.
- Plate: positive plate adopts tubular type plate which can effectively prevent active substance falling, the positive plate frame is molded with multi-component alloy, the crystal particle of alloy structure is tiny and dense, the corrosion-resisting performance is fine and service life is long. Negative plate adopts pasted plate, the grid adopts radiated structure which enhances utilization ratio of active substance and discharge capability of strong current, and the charge reception capability is strong.
- Battery case: it's made of ABS material, corrosion prevention is fine, strength is high, and appearance is beautiful, it can be sealed with lid reliably which can prevent potential leakage risk.
- Separator: adopt special micro-pore PVC-SiO<sub>2</sub> separator from Europe AMER-SIL Company, the porosity of separator is big and resistance is low. It has bigger electrolyte storage space.
- Terminal sealing: the built-in copper core lead-base terminal post has stronger current carrying capacity and corrosion resistance. The unique double sealing structure of terminal post can effectively avoid leakage, guarantee reliability of terminal post sealing.
- Safety valve: adopt Germany technology, constant opening and closing valve, high reliability, the accumulator case expansion, damage and electrolyte dry up can be avoided.

Battery Model	6 OPzV 300
Rated voltage	2V
Capacity(25 °C)	300Ah @ 10hr to 1.80V per cell
Weight	27kg (59.41 lb)
Reference internal	0.45mOhm@ 25°C(77°F)
Resistance (charged)	4556A (0.1S reference value)
Short circuit current	
Max discharge current	900A (5sec)
Self-discharge	<20% 180 days@ 25°C (77°F)
Temperature range	Application: -20°C~50°C(-4°F~122°F) Storage: 0°C~20°C(32°F~68°F) Recommendation: 20°C~25°C(68°F ~ 77°F)
Max charge current	60A
Charge voltage @ 25 °C	Float charge: 2.23V, average charge: 2.35V Temperature compensation factor: -3 mV/°C
Terminal output	M10 copper terminal (HPb59-1)
Recharge time	See figure 2

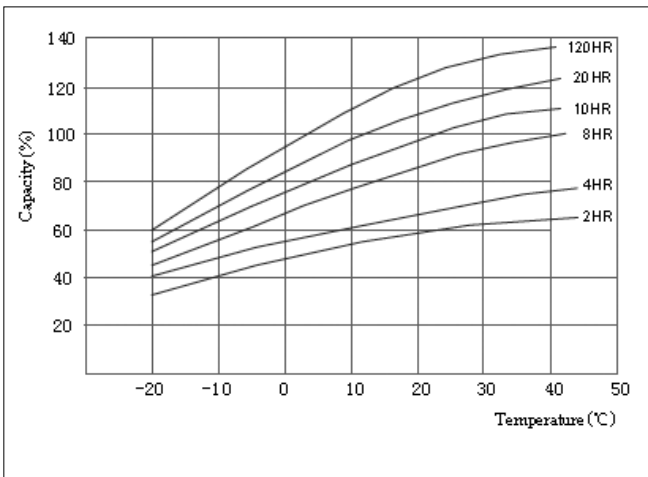
Discharge Characteristic



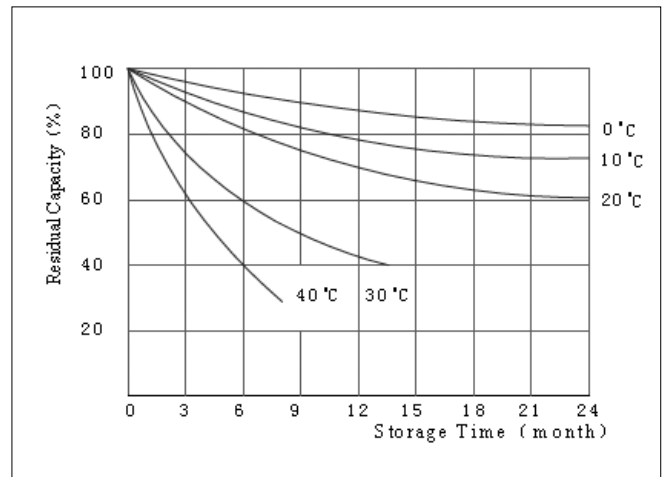
Constant voltage charge



Relationship of Capacity and Temperature



Relationship of Residual and Storage



Constant current discharge ratings-amperes at 25 °C

	5MIN	10MIN	15MIN	30MIN	45MIN	1HR	1,5HR	2HR	3HR	4HR	5HR	8HR	10HR	20HR	100HR	120HR
1.90V	273	232	221	176	156	134	102	87	64	52	45	31	27	14,04	3,64	3,09
1.85V	367	299	270	208	167	141	112	89	68	55	48	33	28	15,44	3,84	3,26
1.80V	376	342	318	243	197	158	117	97	77	59	50	34	31	16,21	3,99	3,39
1.75V	406	380	358	259	216	166	127	108	79	60	52	37	33	16,85	4,11	3,49

Constant power discharge ratings-watts at 25 °C

	5MIN	10MIN	15MIN	30MIN	45MIN	1HR	1,5HR	2HR	3HR	4HR	5HR	8HR	10HR	20HR	100HR	120HR
1.90V	540	454	343	304	271	237	199	160	125	102	87	62	53	28,08	7,28	6,18
1.85V	557	472	384	337	301	265	221	177	135	113	95	67	57	30,57	7,60	6,45
1.80V	579	566	516	420	367	314	260	205	157	128	108	75	63	31,77	7,82	6,64
1.75V	640	625	585	464	402	340	279	217	162	131	109	76	65	32,52	7,93	6,74