



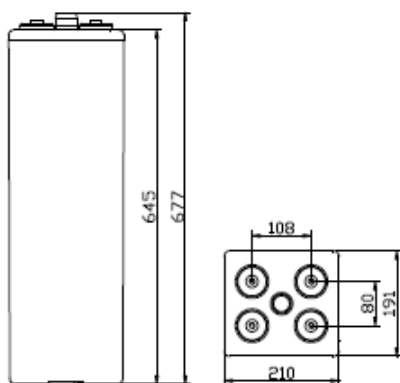
## Application

- Solar energy, wind energy
- Electric power, nuclear power
- Communication
- Ship, maritime affairs
- UPS, medical facilities and emergency lighting
- Situation with high environmental protection and energy-saving

## Features of performance application

- Designed service life of 20 years
- High cycle service life
- Better temperature resistance performance
- Excellent deep cycle performance
- Superior low current discharge performance
- Stronger constant power discharge capability
- Better charge acceptability
- Better safety performance and reliability
- Modular and personified installation design
- High Performance price/ratio and low yearly operating cost
- Eco-friendly, cycle applicatio

## Terminal Dimensions



## Standards & Certifications

### Execution standard:

IEC60896-21/22 DIN40742

BS EN 61427-2002

YD/T 1360-2005

Q/321284KCC 03-2006

### Authentication and certificate:

#### Certificate of Qualification on Perfecting Measurement & Measuring System

GB/T19022-2003

ISO10012:2003&amp;IDT

#### Quality Management System Authentication

GB/T19001-2000

NO.03006Q10002R0M-2

#### Environmental Management System Authentication

ISO 14001:2004

NO.010607E2024R1M-2

#### Occupational Health Management System Authentication

GB/T28001-2001

NO.010607S10147R0M-2

#### Product authentication:

YD/T1360-2005

NO.030074640567R1M

#### CE authentication

EN 61000-6-3:2001+A11:2004

EN 61000-6-1:2001

#### National Industrial Product Production License

XK06-044-00012

#### Product Quality Test Free Certificate

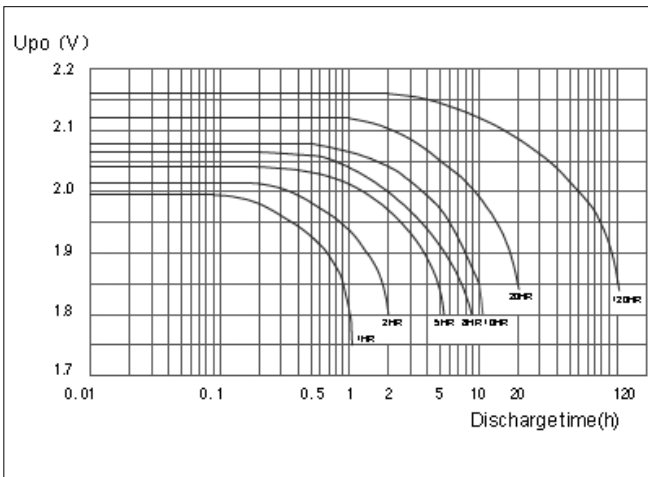
(2006)GM(321630488)

#### Export product quality license

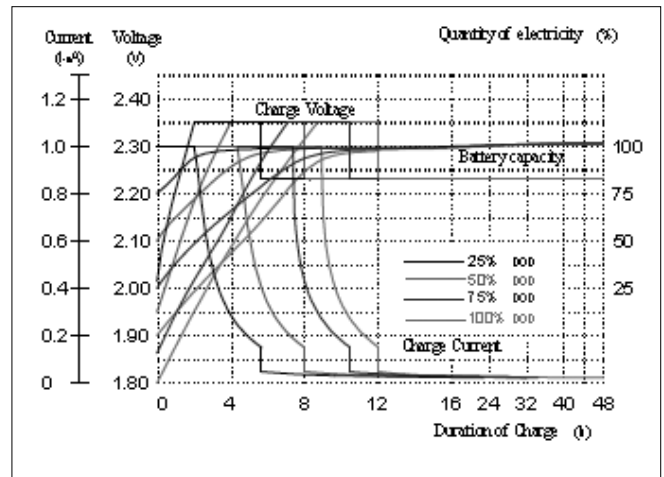
- Electrolyte: primary material adopts Germany gas silicon dioxide, the material will be the thin collosol state when it's injected initially, and it can fill the whole plate space of battery, and each part of plate can react evenly. The flooded electrolyte design can avoid dry up of battery when it's in high temperature and over charged, the thermal capacity is big and heat-elimination is fine, accordingly, thermal runaway can be avoided. The electrolyte is in the gel state in finished battery without flowing, accordingly, leakage and lamination can be avoided.
- Plate: positive plate adopts tubular type plate which can effectively prevent active substance falling, the positive plate frame is molded with multi-component alloy, the crystal particle of alloy structure is tiny and dense, the corrosion-resisting performance is fine and service life is long. Negative plate adopts pasted plate, the grid adopts radiated structure which enhances utilization ratio of active substance and discharge capability of strong current, and the charge reception capability is strong.
- Battery case: it's made of ABS material, corrosion prevention is fine, strength is high, and appearance is beautiful, it can be sealed with lid reliably which can prevent potential leakage risk.
- Separator: adopt special micro-pore PVC-SiO<sub>2</sub> separator from Europe AMER-SIL Company, the porosity of separator is big and resistance is low. It has bigger electrolyte storage space.
- Terminal sealing: the built-in copper core lead-base terminal post has stronger current carrying capacity and corrosion resistance. The unique double sealing structure of terminal post can effectively avoid leakage, guarantee reliability of terminal post sealing.
- Safety valve: adopt Germany technology, constant opening and closing valve, high reliability, the accumulator case expansion, damage and electrolyte dry up can be avoided.

Battery Model	8 OPzV 800
Rated voltage	2V
Capacity(25 °C)	800Ah @ 10hr to 1.80V per cell
Weight	64kg (141.9 lb)
Reference internal	0.3mOhm@ 25°C(77°F)
Resistance (charged)	6833A (0.1S reference value)
Short circuit current	
Max discharge current	2400A (5sec)
Self-discharge	<20% 180 days@ 25°C (77°F)
Temperature range	Application: -20°C~50°C(-4°F~122°F) Storage: 0°C~20°C(32°F~68°F) Recommendation: 20°C~25°C(68°F ~ 77°F)
Max charge current	160A
Charge voltage @ 25 °C	Float charge: 2.23V, average charge: 2.35V Temperature compensation factor: -3 mV/°C
Terminal output	M10 copper terminal (HPb59-1)
Recharge time	See figure 2

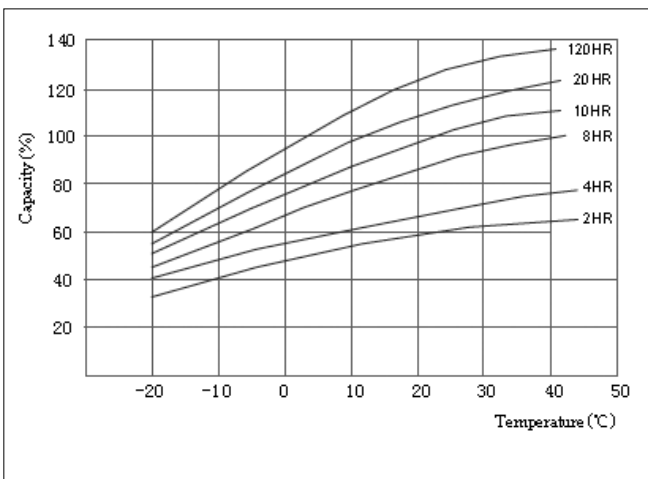
Discharge Characteristic



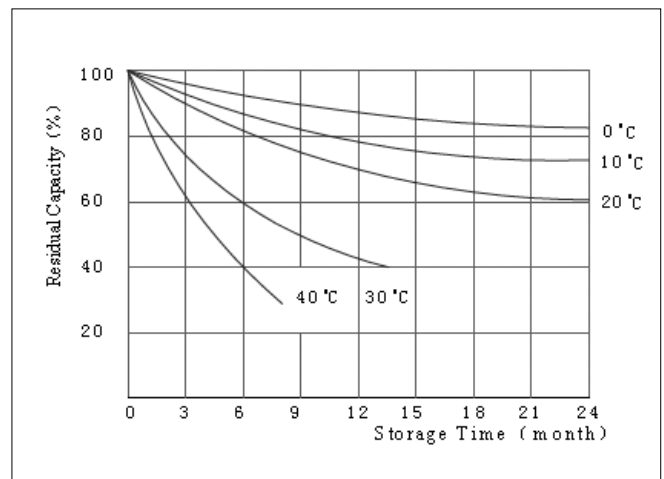
Constant voltage charge



Relationship of Capacity and Temperature



Relationship of Residual and Storage



Constant current discharge ratings-amperes at 25 °C

	5MIN	10MIN	15MIN	30MIN	45MIN	1HR	1,5HR	2HR	3HR	4HR	5HR	8HR	10HR	20HR	100HR	120HR
1.90V	684	599	404	392	376	312	248	220	172	144	124	86	72	37,08	9,67	8,20
1.85V	721	630	470	440	399	344	272	236	183	152	130	90	75	40,78	10,18	8,64
1.80V	773	762	649	560	448	416	344	266	200	164	139	96	82	42,81	10,53	8,94
1.75V	804	778	744	624	497	448	358	278	208	168	141	98	83	44,52	10,79	9,16

Constant power discharge ratings-watts at 25 °C

	5MIN	10MIN	15MIN	30MIN	45MIN	1HR	1,5HR	2HR	3HR	4HR	5HR	8HR	10HR	20HR	100HR	120HR
1.90V	1296	1123	740	654	616	578	489	400	329	278	239	174	150	79,16	19,34	16,40
1.85V	1340	1170	852	739	675	611	531	451	368	308	265	190	164	85,74	20,16	17,11
1.80V	1421	1402	1028	911	832	753	651	549	437	358	304	213	182	93,91	20,64	17,52
1.75V	1470	1422	1185	1030	942	853	724	595	464	380	317	217	184	95,92	20,82	17,68